

Registration

Cet enregistrement doit être fait avant le 31/12/2013. Des questions peuvent être posées à la SFDA (voir contact sur le site d'enregistrement). L'importateur reste un moyen d'obtenir des informations.

Of

Foreign Establishments

Exporting Food To KSA

Why??

When??

How??

Why?

- Transparency
- Confidence
- Trust
- Export To KSA

When?

- Banned Countries.

When lifting the Ban

- Lifted Ban Countries.

Immediately

- Un Banned Countries.

Within 6 Month

How??

- Required Documents to Upload

Registration Certificate.

(Issued By the Governmental Health Authority)

Industrial Certificate.

(Issued By Ministry of Industry or Commerce)

Valid Quality Certificates

ISO22000 &/or ISO9001 &/or GMP &/or HACCP.

Create New account

- <http://frcs.sfda.gov.sa/Account/RegisterAccount.aspx>

Create New Account Form

Username and Password Pour le négoce, les entreprises qui vous fournissent les produits que vous exporter doivent aussi s'enregistrer.

Account Type*
Select...
Foreign Establishment
Local Establishment
Non-Commercial
Custom Broker

Password*
Confirm Password*

Si l'activité d'export n'est pas gérée directement par votre société mais par une société de négoce, la société productrice doit impérativement s'enregistrer. Nous vous conseillons vivement d'enregistrer également la société exportatrice dans l'attente d'informations plus précises de la part de la SFDA

En l'absence de consignes précises de la part de la SFDA nous vous conseillons vivement d'enregistrer chaque site de production à partir duquel vous réaliser vos exports et de créer autant de comptes que vous avez de sites de production.

Create New account

Establishment Detailed Information

Name (Arabic)*

Name (English)*

Short Name (Optional)

Address*

Approval Number*

Country*
Select...

Business Field(s)*
 Importer
 Exporter
 Trader
 Manufacturer

Vous pouvez inscrire le nom de votre entreprise en Français uniquement. Tous les champs doivent être renseignés. Vous pouvez inscrire plusieurs fois la même information.

Vous pouvez mettre :
-le numéro d'agrément (FR xxxxxxxx CE),
-ou le numéro de SIREN
-ou le numéro de TVA intra communautaire

Attention en fonction de l'option retenue, la « copy of Official Registration » page suivante est différente.

Vous pouvez cocher plusieurs cases (par ex : exportateur et manufacturer).

Company Name as recorded in the Commercial Register.

Create New account

Authorized Person

First Name (Arabic)* <input type="text"/>	<p>Vous pouvez inscrire votre nom en Français et mettre plusieurs fois le même si vous n'avez qu'un nom. Il n'est pas nécessaire de le traduire en arabe et en anglais.</p>	Position* <input type="text" value="Select.."/>
Middle Name (Arabic)* <input type="text"/>		<input type="checkbox"/> Other Position <input type="text"/>
Last Name (Arabic)* <input type="text"/>		Mobile Number* <input type="text"/>
First Name (English)* <input type="text"/>		Email* <input type="text"/>
Middle Name (English)* <input type="text"/>		Confirm Email* <input type="text"/>
Last Name (English)* <input type="text"/>		Fax Number* <input type="text"/> / <input type="text"/>
		Telephone Number* <input type="text"/> / <input type="text"/>
	Copy of Official Registration (Approval NO.) Document. * <input type="text"/> <input type="button" value="Upload"/>	
	Copy of industrial Certificate* <input type="text"/> <input type="button" value="Upload"/>	

Si vous n'avez pas de portable vous pouvez renseigner votre fixe.

Plusieurs options s'offrent à vous :

- Si « approval number » = le numéro d'agrément, alors télécharger l'agrément du ministère de l'agriculture
- Si « approval number » = SIREN, alors télécharger l'original de l'extrait Kbis
- Si « approval number » = numéro de TVA intra communautaire, alors télécharger l'attestation fiscale



vous pouvez joindre le même document ou l'un des deux autres.

Fields marked with (*) are mandatory

[Home](#) | [About Us](#) | [Contact Us](#) | [Help](#)

© 2011 , All rights are reserved, Saudi Food and Drug Authority

Activate Account

There are 2 ways to activate your account:

1- By clicking the link in the e-mail.

من: E-Services Food Sector
تاريخ الإرسال: Monday, October 17, 2011 2:07 PM
إلى: Usamah A. AL-Essa
الموضوع: Approval on Account Activation

Dear uaessa,

Your registration account has been approved.
Follow this link to activate your account <http://frcs.sfda.gov.sa/Login.aspx?ActivationCode=257062369036&LoginName=uaessa>

You can use the following code to activate your account : 257062369036.
Best regards,
FENR Support Team

Fin de la 1^{ère} étape, vous recevez un premier mail automatique, puis dans les jours qui suivent (2 à 3 jours), un identifiant et un mot de passe.



Vous recevez également un lien sur lequel vous pouvez cliquer pour poursuivre votre inscription.

عزيزي uaessa

لقد تمت الموافقة على تفعيل حسابك. يمكنك استخدام الرمز التالي لتفعيله 257062369036.
اتبع الرابط التالي لتفعيل حسابك <http://frcs.sfda.gov.sa/Login.aspx?uaessa=LoginName&ActivationCode=257062369036>

مع تحيات،
فريق الدعم لبرنامج تسجيل المنشآت.


Activate Account

2- Save the activation code send to your e-mail.

Open the following web page: <http://frcs.sfda.gov.sa/Login.aspx>

Vous pouvez activer votre compte, après avoir renseigné le login et votre password.

En cas de difficultés vous pouvez faire « create new account »;



الهيئة العامة للغذاء والدواء
Saudi Food & Drug Authority



Login

[Create New Account](#)

Login Name



Password



SignIn

[Forgot your password?](#)

[Activate your account?](#)

Activate Your Account

User Name*

Password*

Activation Code*



Figurent sur le mail reçu. Il s'agit d'un code numérique.

Submit

Saudi Food & Drug Authority

SFDA

Register establishment

- Open the following link: <http://frcs.sfda.gov.sa/Login.aspx>

The image displays a sequence of four screenshots from the Saudi Food & Drug Authority (SFDA) website, illustrating the registration process for an establishment. The screenshots are numbered 1 through 4.

Step 1: The first screenshot shows the login page. It features the SFDA logo and the text "الهيئة العامة للغذاء والدواء Saudi Food & Drug Authority". Below the logo, there are two buttons: "Login" and "Create New Account". The "Login" section includes a "Login Name" field (marked with a blue circle containing the number 1) and a "Password" field (marked with a blue circle containing the number 2). A "SignIn" button is located below the password field. There are also links for "Forgot your password?" and "Activate your account?".

Step 2: The second screenshot shows the user's dashboard after logging in. It displays "Welcome yaseno10" and a "Logout" button. The "Establishment" menu item is highlighted, and a play button is visible over a video player showing a website interface.

Step 3: The third screenshot shows the "Establishment" menu. The "Establishment" button is highlighted, and a play button is visible over a video player showing a website interface. The menu options are: "Register Establishment", "Search Establishment Requests", "Update Establishment Registration", and "Renew Establishment Registration".

Step 4: The fourth screenshot shows the "Register Establishment" option highlighted in the "Establishment" menu. The "Establishment" button is highlighted, and a play button is visible over a video player showing a website interface.

Register establishment

Steps of registration depend on the type of the Establishment.
The registration consist of 8 steps For all types of establishments.
Unless In Case of slaughter House Consist of 9 steps. **Important !!!**

Welcome yaseno10 | Logout | عربي

الهيئة العامة للغذاء والدواء
Saudi Food & Drug Authority

Home Establishment

New Registration

Step1 Establishment Profile

Step2 Headquarter Address

Step3 Official Inspectors

Step4 Business Activities

Step5 Production Information

Step6 Food Safety & Hygiene

Step7 Supporting Documents

Step 8 Declaration

Welcome yaseno10 | Logout | عربي

الهيئة العامة للغذاء والدواء
Saudi Food & Drug Authority

Home Establishment

New Registration

Step1 Establishment Profile

Step2 Headquarter Address

Step3 Official Inspectors

Step4 Business Activities

Step5 Production Information

Step6 Food Safety & Hygiene

Step7 Specific Requirements

Step8 Supporting Documents

Step 9 Declaration

Register establishment

Step1: Consist of 3 Parts
Part 1:

The screenshot displays the registration process for an establishment, specifically Step 1: Establishment Profile. The interface includes a progress bar at the top with steps 1 through 9. Step 1 is currently active. Below the progress bar, the 'Establishment Information' section is expanded to show the 'Establishment Profile' form. The form contains several input fields and a dropdown menu. Two blue arrows point to the 'Establishment Name (Arabic)*' and 'Establishment Name (English)*' fields, which both contain the number '1'. A red text box explains that the name can be entered in French and does not need to be translated into Arabic or English. The 'Approval Number*' field also contains '1'. Other fields include 'Capital Investment (Optional)' (0.00), 'Currency (Optional)' (Select...), 'Trade Issue Date (Optional)' (20/10/2012), 'Trade Expiry Date (Optional)' (20/10/2013), 'Establishing Date (Optional)' (20/10/2012), 'Number Of Employees: (Optional)', and 'Establishment Status (Optional)' (Select...). Below the form is a 'Comments' section with a text area. At the bottom, there are sections for 'Establishment Address' and 'Authorized People', both with expandable icons.

Step1 Establishment Profile **Step2** Headquarter Address **Step3** Official Inspectors **Step4** Business Activities **Step5** Production Information **Step6** Food Safety & Hygiene **Step7** Specific Requirements

Step8 Supporting Documents **Step 9** Déclaration

Establishment Information

Establishment Profile

Establishment Name (Arabic)*
1

Establishment Name (English)*
1

Establishment Short Name*
1

Approval Number*
1

Capital Investment (Optional)
0.00

Currency (Optional)
Select...

Trade Issue Date (Optional)
20/10/2012

Trade Expiry Date (Optional)
20/10/2013

Establishing Date (Optional)
20/10/2012

Number Of Employees: (Optional)

Establishment Status (Optional)
Select...

Comments

Establishment Address

Authorized People

Register establishment

Step1: Consist of 3 Parts

Part 2:

Step1 Establishment Profile Step2 Headquarter Address Step3 Official Inspectors Step4 Business Activities Step5 Production Information Step6 Food Safety & Hygiene Step7 Specific Requirements

Step8 Supporting Documents Step9 Declaration

Establishment Information

Establishment Profile +

Establishment Address -

Country* Brazil	Telephone 1* 1
City* Not applicable	Telephone 2 (Optional) 1
<input type="checkbox"/> Other	Fax 1* 1
Area (Optional) 1	Fax 2 (Optional) 1
Community (Optional) 1	Email* yaseno1966@gmail.com
Street Name (Optional) 1	Website (Optional)
Building Number (Optional) 1	GPS - X Coordinate (Optional)
Wasel (Optional) 1	GPS - Y Coordinate (Optional)
Zip Code* 1	Google Maps
P.O.Box* 1	

Comments

Authorized People +

Register establishment

Step1: Consist of 3 Parts

Part 3:

Step1 Establishment Profile Step2 Headquarter Address Step3 Official Inspectors Step4 Business Activities Step5 Production Information Step6 Food Safety & Hygiene Step7 Specific Requirements

Step8 Supporting Documents Step9 Declaration

Establishment Information

Establishment Profile +

Establishment Address +

Authorized People -

Person Arabic First Name*

Person Arabic Middle Name*

Person Arabic Last Name*

Person English First Name*

Person English Middle Name*

Person English Last Name*

Role*

Mobile*

Email*

Telephone (Optional)

Fax (Optional)

Identity Document (Optional) Upload

Authorization Letter (Optional) Upload

Add Save

Name	Email	Mobile	
111	yaseno1966@gmail.com	0000000000000000	

Comments

Vous pouvez renseigner le directeur usine, ou responsable qualité, ou responsable export....

Vous pouvez inscrire le nom en Français et mettre plusieurs fois le même si vous n'avez qu'un nom. Il n'est pas nécessaire de le traduire en arabe et en anglais.

Register establishment

Step2:

Step1 Establishment Profile **Step2 Headquarter Address** Step3 Official Inspectors Step4 Business Activities Step5 Production Information Step6 Food Safety & Hygiene Step7 Specific Requirements

Step8 Supporting Documents Step9 Declaration

Headquarter Address

Same as Establishment Address

Country*
Brazil

City*
Not applicable

Area (Optional)
1

Community (Optional)
1

Street Name (Optional)
1

Building Number (Optional)
1

Wasel (Optional)
1

Zip Code*
1

P.O.Box*
1

Telephone 1*
1

Telephone 2 (Optional)
1

Fax 1*
1

Fax 2 (Optional)
1

Email*
yaseno1966@gmail.com

Website (Optional)

GPS - X Coordinate (Optional)

GPS - Y Coordinate (Optional)

Comments

Register establishment

Step3:

Step1 Establishment Profile Step2 Headquarter Address **Step3 Official Inspectors** Step4 Business Activities Step5 Production Information Step6 Food Safety & Hygiene Step7 Specific Requirements

Step8 Supporting Documents Step9 Declaration

Official Inspectors

Competent Authority

Name* Address*

Inspectors By Category

Id	Category	Number	Functionalities and Responsibilities
No records to display.			

Inspector Details

Id	Full Name	Email	Mobile
No records to display.			

Comments

Vous pouvez renseigner votre organisme de contrôle, DGAL

DGCCRF,

DDPP...

et le numéro de leur standard téléphonique

أغذية والدواء

Saudi Food & Drug Authority



SFDA

Register establishment

Step4:

Step1 Establishment Profile Step2 Headquarter Address Step3 Official Inspectors **Step4 Business Activities** Step5 Production Information Step6 Food Safety & Hygiene Step7 Specific Requirements

Step8 Supporting Documents Step9 Declaration

Business Activities

- Primary Products
- Manufacturing
- Wholesales(Storage, Transportation)
- Retailers
- Food Services(Restaurants, Canteens, Caterers and Public houses)
- Manufacturers Selling Primarily Direct to the Final Consumer
- Slaughter House

Comments

Pour les entreprises qui font du **négoce uniquement**, nous n'avons pas de réponse de la SFDA nous confirmant si vous êtes dans le champs de cet enregistrement.

Nous vous conseillons de cocher « wholesales » ou « Retailers » et préciser dans les commentaires votre activité. Vous pouvez également poser la question par mail à la SFDA et attendre leur réponse.

Register establishment

Step5:

Step1 Establishment Profile Step2 Headquarter Address Step3 Official Inspectors Step4 Business Activities **Step5 Production Information** Step6 Food Safety & Hygiene Step7 Specific Requirements

Step8 Supporting Documents Step9 Declaration

Production Information

Production Information

Annual Production Capacity (Ton)*

Actual Annual Production (Ton)*

Storage Capacity (Kindly fill in if Applicable) (Optional)

	Number	Capacity	Store
Lairages (Optional)	<input type="text" value="1"/>	<input type="text" value="1"/>	Raw
Dry Stores (Optional)	<input type="text" value="1"/>	<input type="text" value="1"/>	Final
Chillers (Optional)	<input type="text" value="1"/>	<input type="text" value="1"/>	Both
Freezers (Optional)	<input type="text" value="1"/>	<input type="text" value="1"/>	Raw

Storage Destination of Production

Local Market %*



Export %*

Location of Production Exclude

Environmentally Poluted Areas and Industrial Activities
Area Subject to flooding
Areas prone to infestations of pests
Areas where waste, either solid or liquid, cannot be removed effectively
Areas beside any other plants

Importation Information

Add Importation Information

Id	Country	Establishment Name	Approval Number	Food Type	
134	Afghanistan	1	1	1	 

Comments

Vous pouvez renseigner vos fournisseurs de produits, en cas de négoce ou vos différents sites de production enregistrés. Il n'est pas nécessaire de renseigner vos fournisseurs de matières premières.



Register establishment

Step6:

Step1 Establishment Profile Step2 Headquarter Address Step3 Official Inspectors Step4 Business Activities Step5 Production Information **Step6 Food Safety & Hygiene** Step7 Specific Requirements

Step8 Supporting Documents Step9 Declaration

Food Safety & Hygiene

Food Safety & Hygiene Control System

ISO Certificates Are Available?

Yes No

ISO 9001

ISO 22000

Do you have HACCP System?

Yes No

Comments

Vous pouvez joindre le règlement 852/2004 et les certificats IFS, BRC...

Step1 Establishment Profile Step2 Headquarter Address Step3 Official Inspectors Step4 Business Activities Step5 Production Information **Step6 Food Safety & Hygiene** Step7 Specific Requirements

Step8 Supporting Documents Step9 Declaration

Food Safety & Hygiene

Food Safety & Hygiene Control System

ISO Certificates Are Available?

Yes No

Do you have HACCP System?

Yes No

Other Hygiene Systems :

SOP

SSOP

Register establishment

Step7:

- Step1 Establishment Profile
- Step2 Headquarter Address
- Step3 Official Inspectors
- Step4 Business Activities
- Step5 Production Information
- Step6 Food Safety & Hygiene
- Step7 Specific Requirements**
- Step8 Supporting Documents
- Step9 Declaration

Specific Requirements

Specific Requirements

Production of Food is in line with Islamic Halal Requirements (Specify)

1

Slaughter Procedures (GS 993)

Disposable TSE Risk Material (Specify)

1

Islamic Organizations

Insert Item

Si le bouton « insert item » ne fonctionne pas, faite un document reprenant les organismes de certification Halal et le joindre, dans « photo copy of an additional » document, Step 8.

Id	Name	Organization Address	
31	1	1	

Comments

إدارة الغذاء والدواء

Saudi Food & Drug Authority

SFDA

Register establishment

Step8:



Step1 Establishment Profile **Step2** Headquarter Address **Step3** Official Inspectors **Step4** Business Activities **Step5** Production Information **Step6** Food Safety & Hygiene **Step7** Specific Requirements

Step8 Supporting Documents **Step 9** Declaration

Vous pouvez joindre tous les documents utiles.

Supporting Documents

Photo copy of an additional document

 certificate.pdf 

Comment

Comments

Register establishment

Step9:

Step1

Establishment Profile

Step2

Headquarter Address

Step3

Official Inspectors

Step4

Business Activities

Step5

Production Information

Step6

Food Safety & Hygiene

Step7

Specific Requirements

Step8

Supporting Documents

Step 9

Declaration

Ne concerne que les abattoirs

Ratification

أنا، الموقع أدناه، أقر بأن المعلومات الواردة في النموذج والوثائق المرفقة صحيحة. هذا وأؤكد بأن المعلومات المشار إليها في ملف طلبي هي معلومات متاحة للتحقق.

I, the undersigned do hereby confirm that all the information in this form and all accompanying documentation is correct. I further confirm that the information referred to in my application file is available for verification.

I Agree